



Location: ACL1 - City Hall

Report on 24-hour TSP monitoring

Action Level ( $\mu\text{g}/\text{m}^3$ ) - 163

Limit Level ( $\mu\text{g}/\text{m}^3$ ) - 260

Date	Sampling Time	Weather Condition	Filter paper no.	Filter Weight, g		Elapse Time, hr		Sampling Time, hr	Flow Rate, $\text{m}^3/\text{min}$			Total Volume, $\text{m}^3$	TSP Level, $\mu\text{g}/\text{m}^3$
				Initial	Final	Initial	Final		Initial, $Q_{si}$	Final, $Q_{sf}$	Average		
05-Sep-13	08:00	Rainy	007285	2.7155	2.7961	1345.12	1369.12	24.00	1.21	1.21	1.21	1741	46
11-Sep-13	08:00	Fine	006655	2.6689	2.7276	1372.12	1396.12	24.00	1.12	1.07	1.10	1577	37
17-Sep-13	08:00	Fine	007245	2.6411	2.8070	1399.12	1423.12	24.00	1.25	1.25	1.25	1796	92
24-Sep-13	11:40	Cloudy	007218	2.6880	2.7537	1453.12	1477.11	23.99	1.22	1.23	1.23	1764	37
28-Sep-13	08:00	Rainy	007222	2.6539	2.7644	1477.11	1501.11	24.00	1.21	1.21	1.21	1736	64

Due to the hoisting of No. 8 Southwest Gale or Storm Signal, the 24-hr TSP monitoring on 23 September 2013 was rescheduled to 24 September 2013.

Report on 1-hour TSP monitoring

Action Level ( $\mu\text{g}/\text{m}^3$ ) - 460

Limit Level ( $\mu\text{g}/\text{m}^3$ ) - 500

Date	Sampling Time	Weather Condition	Filter paper no.	Filter Weight, g		Elapse Time, hr		Sampling Time, hr	Flow Rate, $\text{m}^3/\text{min}$			Total Volume, $\text{m}^3$	TSP Level, $\mu\text{g}/\text{m}^3$
				Initial	Final	Initial	Final		Initial, $Q_{si}$	Final, $Q_{sf}$	Average		
06-Sep-13	08:21	Fine	005558	2.8745	2.8794	1369.12	1370.12	1.00	1.21	1.21	1.21	73	68
06-Sep-13	09:33	Fine	005560	2.8691	2.8752	1370.12	1371.12	1.00	1.21	1.21	1.21	73	84
06-Sep-13	10:42	Fine	007291	2.6931	2.6970	1371.12	1372.12	1.00	1.21	1.21	1.21	73	54
12-Sep-13	08:15	Fine	007238	2.6446	2.6499	1396.12	1397.12	1.00	1.25	1.20	1.23	74	72
12-Sep-13	09:15	Fine	007241	2.6788	2.6844	1397.12	1398.12	1.00	1.29	1.25	1.27	76	74
12-Sep-13	10:15	Fine	007244	2.6477	2.6536	1398.12	1399.12	1.00	1.23	1.20	1.21	73	81
18-Sep-13	08:09	Cloudy	005543	2.8898	2.8975	1423.12	1424.12	1.00	1.20	1.20	1.20	72	107
18-Sep-13	09:15	Cloudy	005431	2.8107	2.8183	1424.12	1425.12	1.00	1.20	1.20	1.20	72	105
18-Sep-13	10:33	Cloudy	005540	2.8846	2.8916	1425.12	1426.12	1.00	1.20	1.20	1.20	72	97
24-Sep-13	08:03	Cloudy	007326	2.6813	2.6868	1450.12	1451.12	1.00	1.20	1.20	1.20	72	76
24-Sep-13	09:14	Cloudy	007215	2.6664	2.6706	1451.12	1452.12	1.00	1.25	1.25	1.25	75	56
24-Sep-13	10:20	Cloudy	007217	2.7088	2.7138	1452.12	1453.12	1.00	1.25	1.25	1.25	75	67
30-Sep-13	13:29	Cloudy	005444	2.8323	2.8386	1501.11	1502.11	1.00	1.21	1.21	1.21	73	87
30-Sep-13	14:38	Cloudy	005445	2.8268	2.8351	1502.11	1503.11	1.00	1.12	1.12	1.12	67	123
30-Sep-13	15:40	Cloudy	005447	2.8262	2.8360	1503.11	1504.11	1.00	1.23	1.23	1.23	74	133



Location: ACL2 - People's Liberation Army Hong Kong Building

Report on 24-hour TSP monitoring

Action Level ( $\mu\text{g}/\text{m}^3$ ) - 154

Limit Level ( $\mu\text{g}/\text{m}^3$ ) - 260

Date	Sampling Time	Weather Condition	Filter paper no.	Filter Weight, g		Elapse Time, hr		Sampling Time, hr	Flow Rate, $\text{m}^3/\text{min}$			Total Volume, $\text{m}^3$	TSP Level, $\mu\text{g}/\text{m}^3$
				Initial	Final	Initial	Final		Initial, $Q_{si}$	Final, $Q_{sf}$	Average		
05-Sep-13	08:00	Rainy	007286	2.6942	2.7778	655.17	679.17	24.00	1.18	1.20	1.19	1718	49
11-Sep-13	08:00	Fine	006656	2.6745	2.7618	682.17	706.17	24.00	1.20	1.20	1.20	1727	51
17-Sep-13	08:00	Fine	007243	2.6426	2.8159	709.17	733.17	24.00	1.20	1.20	1.20	1726	100
24-Sep-13	11:53	Cloudy	007219	2.6721	2.7439	763.18	787.18	24.00	1.20	1.20	1.20	1726	42
28-Sep-13	08:00	Rainy	007221	2.6847	2.8201	787.18	811.18	24.00	1.20	1.20	1.20	1730	78

Due to the hoisting of No. 8 Southwest Gale or Storm Signal, the 24-hr TSP monitoring on 23 September 2013 was rescheduled to 24 September 2013.

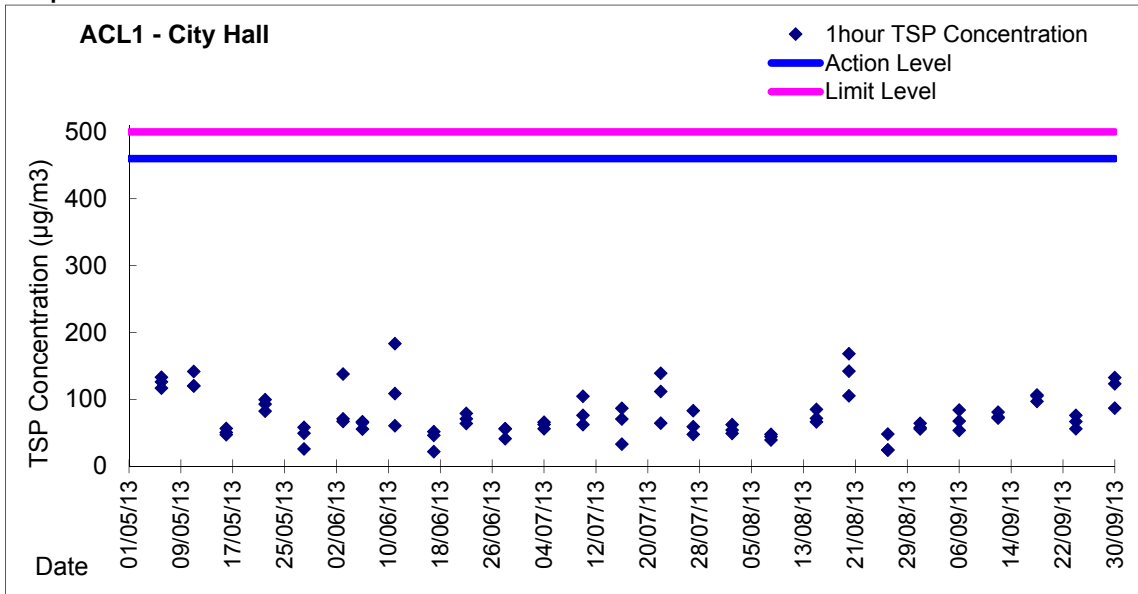
Report on 1-hour TSP monitoring

Action Level ( $\mu\text{g}/\text{m}^3$ ) - 432

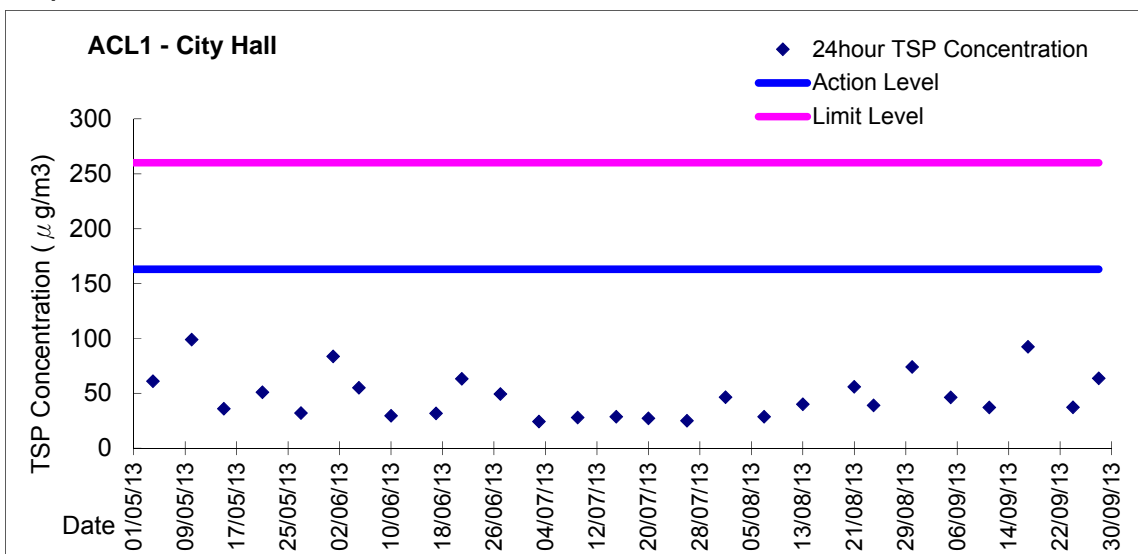
Limit Level ( $\mu\text{g}/\text{m}^3$ ) - 500

Date	Sampling Time	Weather Condition	Filter paper no.	Filter Weight, g		Elapse Time, hr		Sampling Time, hr	Flow Rate, $\text{m}^3/\text{min}$			Total Volume, $\text{m}^3$	TSP Level, $\mu\text{g}/\text{m}^3$
				Initial	Final	Initial	Final		Initial, $Q_{si}$	Final, $Q_{sf}$	Average		
06-Sep-13	08:33	Fine	005559	2.8701	2.8748	679.17	680.17	1.00	1.20	1.20	1.20	72	65
06-Sep-13	09:43	Fine	007290	2.7134	2.7180	680.17	681.17	1.00	1.20	1.20	1.20	72	64
06-Sep-13	10:50	Fine	007292	2.6832	2.6872	681.17	682.17	1.00	1.20	1.20	1.20	72	55
12-Sep-13	08:00	Fine	007240	2.6649	2.6704	706.17	707.17	1.00	1.20	1.20	1.20	72	76
12-Sep-13	09:00	Fine	007239	2.6581	2.6646	707.17	708.17	1.00	1.20	1.20	1.20	72	90
12-Sep-13	10:00	Fine	007242	2.6623	2.6689	708.17	709.17	1.00	1.20	1.20	1.20	72	92
18-Sep-13	08:19	Cloudy	005542	2.8768	2.8849	733.18	734.18	1.00	1.20	1.20	1.20	72	113
18-Sep-13	09:38	Cloudy	005541	2.8886	2.8966	734.18	735.18	1.00	1.20	1.20	1.20	72	111
18-Sep-13	10:42	Cloudy	007245	2.8894	2.8977	735.18	736.18	1.00	1.20	1.20	1.20	72	115
24-Sep-13	08:19	Cloudy	007230	2.6790	2.6827	760.17	761.17	1.00	1.20	1.20	1.20	72	51
24-Sep-13	09:32	Cloudy	005562	2.8498	2.8525	761.17	762.17	1.00	1.20	1.20	1.20	72	38
24-Sep-13	10:43	Cloudy	007216	2.6731	2.6763	762.17	763.17	1.00	1.20	1.20	1.20	72	45
30-Sep-13	13:06	Cloudy	005443	2.8229	2.8362	811.18	812.18	1.00	1.20	1.20	1.20	72	184
30-Sep-13	14:09	Cloudy	005446	2.8422	2.8541	812.18	813.18	1.00	1.23	1.23	1.23	74	161
30-Sep-13	15:16	Cloudy	005449	2.8324	2.8469	813.18	814.18	1.00	1.20	1.20	1.20	72	201

Graphic Presentation of 1 hour TSP Result

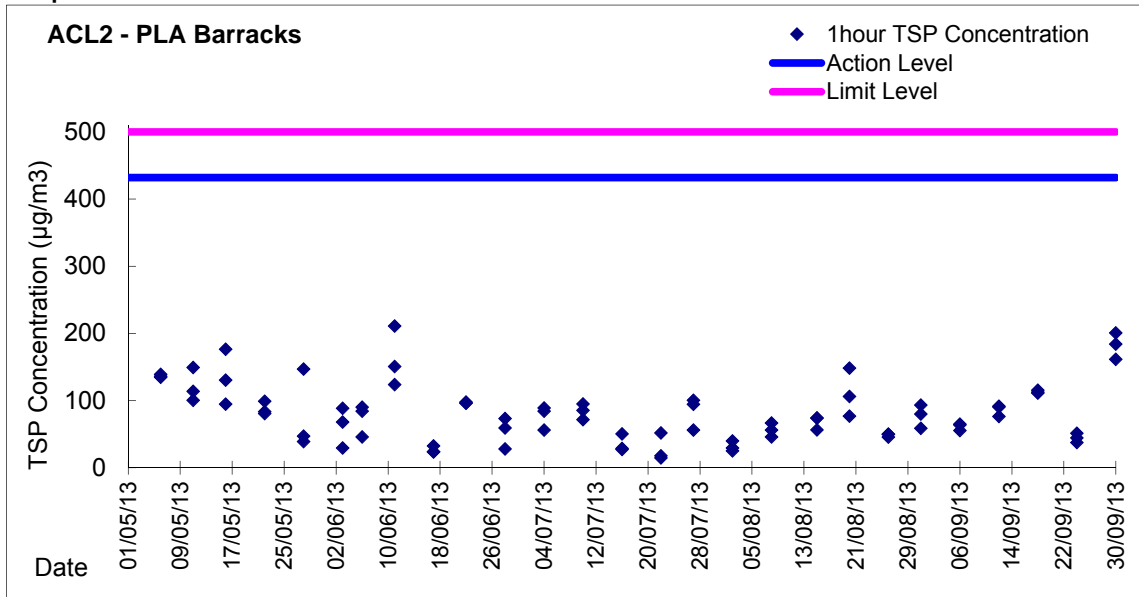


Graphic Presentation of 24 hour TSP Result

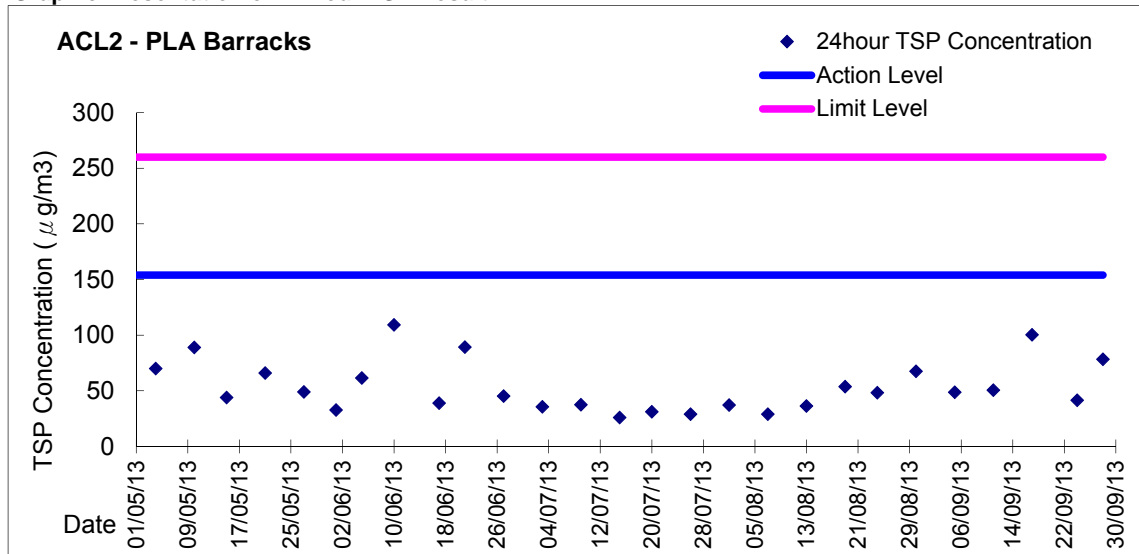


Due to the hoisting of No. 8 Southwest Gale or Storm Signal, the 24-hr TSP monitoring on 23 September 2013 was rescheduled to 24 September 2013.

Graphic Presentation of 1 hour TSP Result



Graphic Presentation of 24 hour TSP Result



Due to the hoisting of No. 8 Southwest Gale or Storm Signal, the 24-hr TSP monitoring on 23 September 2013 was rescheduled to 24 September 2013.